



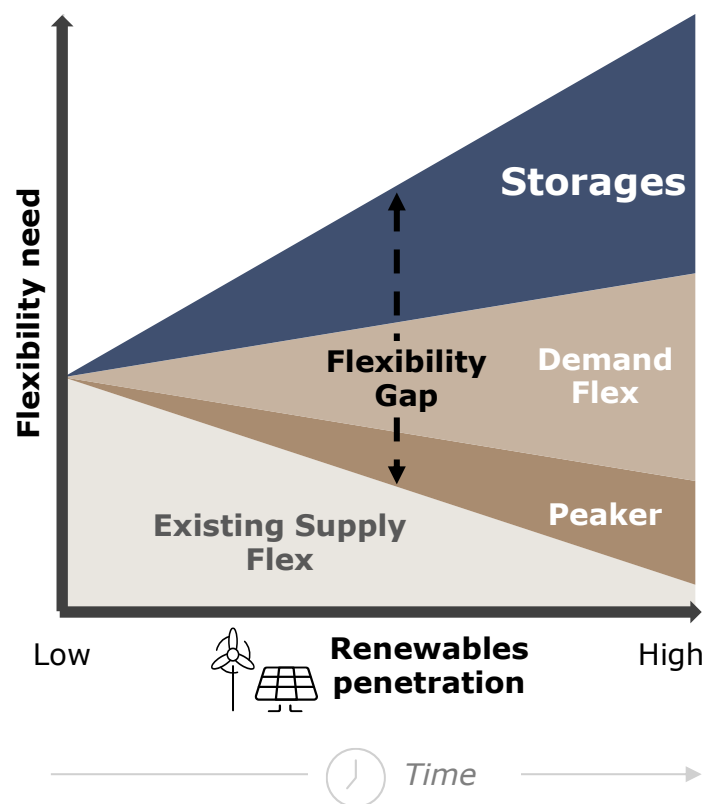
Overview of BESS' expansion across Europe

Get Enspired! Conference

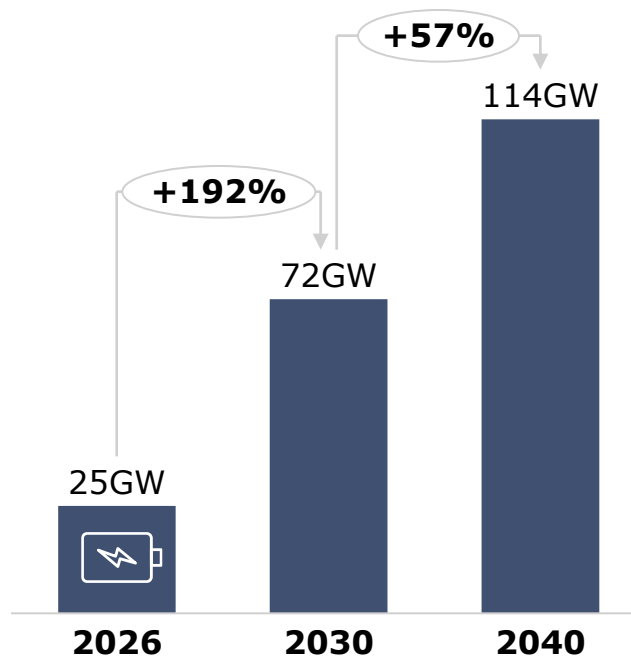
CARLOS PEREZ LINKENHEIL, AFRY MANAGEMENT CONSULTING, 10 SEPTEMBER 2025

BESS deployment surges amid market and regulatory tailwinds





INCREASING FLEXIBILITY GAP



BESS CAPACITY OUTLOOK IN EU27+UK¹





































MAIN DRIVERS

-  Shifting in capacity mix with rising renewables penetration
-  Rapid declining CAPEX
-  Policy & regulatory support via subsidies or exemptions
-  Maturing markets with increasingly capable RtM operators

1) Utility-scale only
Source: AFRY 2025 Q2 Central

EU COUNTRY COMPARISON ALONG ATTRACTIVENESS CRITERIA

Investors/IPP's usually assess BESS attractiveness along five main criteria – high level assessment shows ITA and GER as most favourable EU markets

	 BESS BUILDOUT	 VRES BUILDOUT	 PROFIT-ABILITY	 POLICY SUPPORT	 AVAILABLE MARKETS	KEY TAKEAWAY
						Potentially largest market with strong policy support. Subsidy needed to make BESS profitable
						Large market with further growth expected, high short & midterm merchant IRRs
						Potentially large market, upcoming CM needed to make BESS profitable
						Small, quickly maturing market; currently high IRRs to decrease with market saturation
						Small market with policy support for merchant BESS and potential CM to heighten IRRs

Source: AFRY analysis

Attractiveness:



Very high



High



Moderate

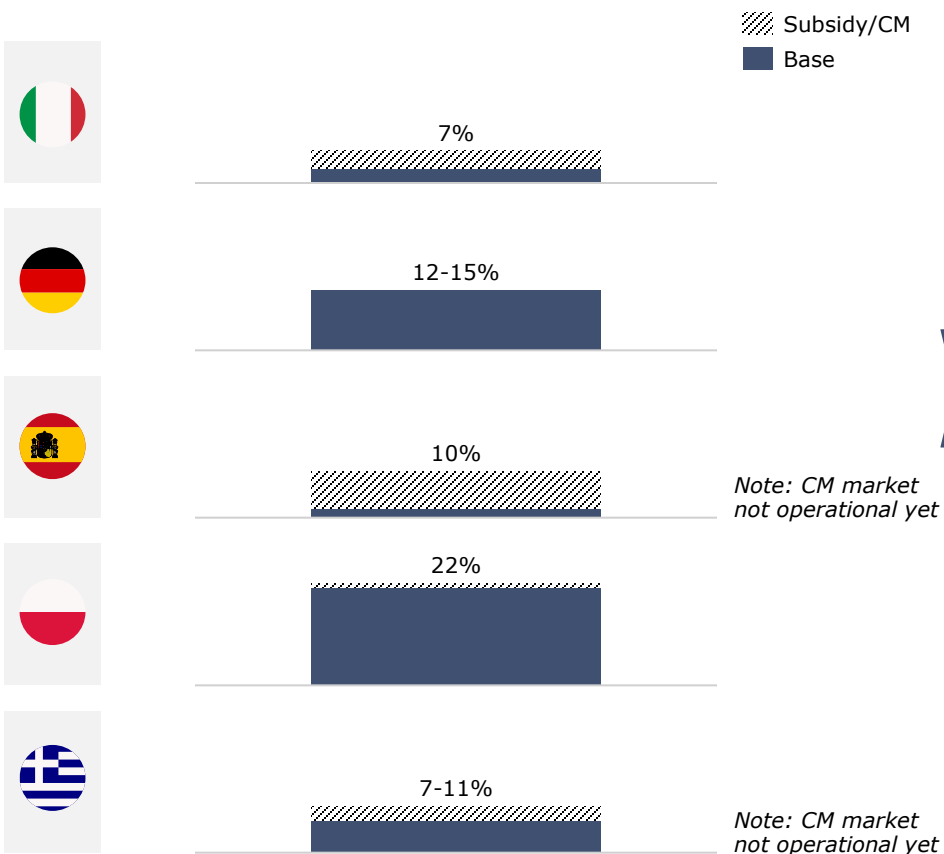


Low

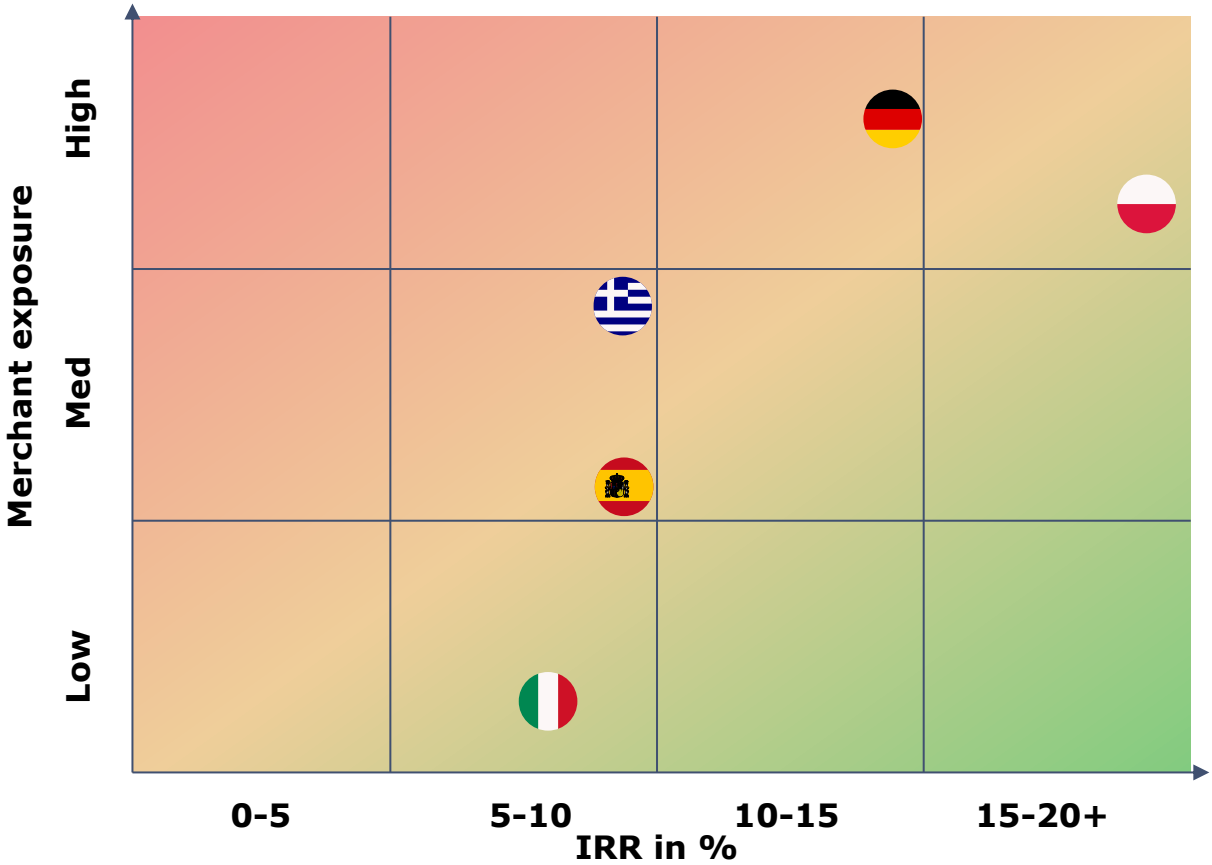
BESS PROFITABILITY

Countries show different risk-return profiles for BESS – GER & POL with high merchant IRRs, IT & ESP with subsidy support and lower profitability

IRR_s OF 2h-BESS WITH COD 2025¹ (CENTRAL)



FINANCIAL ATTRACTIVENESS OF BESS PROJECTS - (HYPOTHESIS)



1) Pre-tax, unlevered IRRs in real 2023 money | Source: AFRY analysis

Contact Us

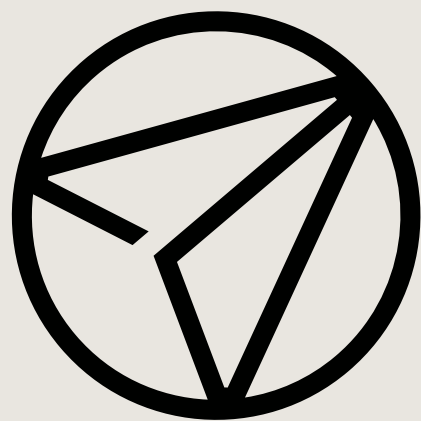
Carlos Perez Linkenheil

Sr. Principal

M: +49 152 229 680 40

carlos.perezlinkenheil@afry.com





AFRY

ÅF PÖYRY